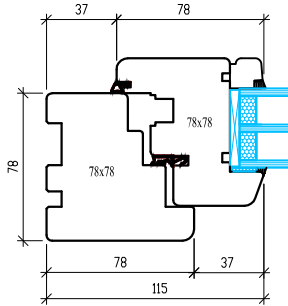
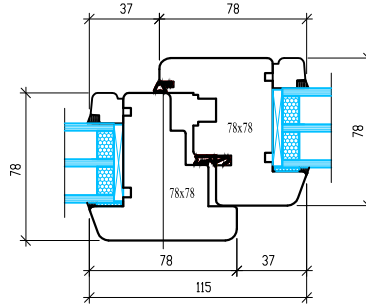


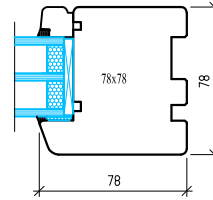
JAMB: OPENABLE



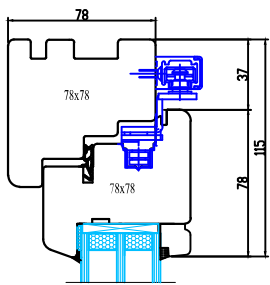
MEETING STILES



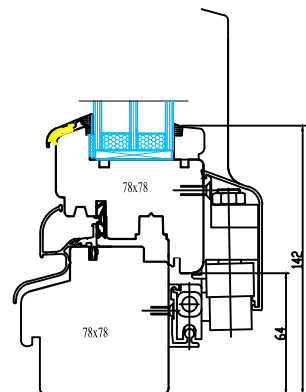
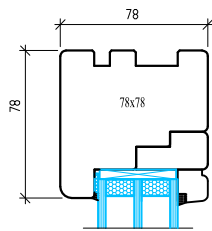
JAMB: FIXED



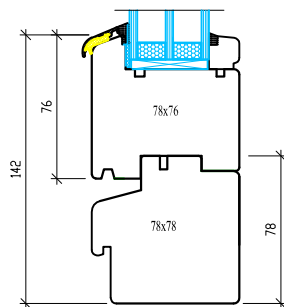
HEAD: OPENABLE



HEAD: FIXED



SILL: OPENABLE



SILL: FIXED

SCANDINAVIAN TIMBER LTD.

UNIT J STATION RD. INDUSTRIAL ESTATE
SOUTH WOODCHESTER
GLOUCESTERSHIRE GL5 5EQ
TEL: 0845 2996 292



E-MAIL: enquiries@scandinaviantimber.com

Component: **TIMBER TILT/SLIDE DOOR**

REV. NO.	TYPE: Head/Sill/Jamb
DR. NO.	

SCALE: 1:4 @ A4	SCAND. TIMBER REF: ST/VL
---------------------------	------------------------------------